


1997 Kenwood Car Audio Product Catalog



KENWOOD

The background of the entire page is a close-up, slightly angled photograph of a Kenwood car stereo unit. The stereo is dark-colored with various buttons and a cassette slot. The Kenwood logo is visible at the top. The text 'KDC-8007' is printed on the top right. The cassette slot has 'KENWOOD' and '4V PREOUT' printed on it. Below the cassette slot, there are buttons for 'RDS', 'DISC', and 'NAME S PS/RT'. At the bottom, there are buttons for 'LOUD' and 'ATT'. The overall color scheme is a warm, golden-yellow.

It's actually strange

how good a great car stereo
can make you feel.

Ever notice how some stereos
just throw sound at you?

While others fill up all the
space around you, so you feel
like you're inside the music?

Weird, huh.

There are, of course,
scientific explanations...

Like sending more voltage into the system. Most stereos send a 2-volt signal to an amplifier. Kenwood builds stereos that put out double that. With 4-volts going into an amp you get much more sound and a lot less noise coming out. So the singer is in your car instead of your radio.




Or tighter control of the speakers by an amplifier, which is called damping. A high speaker damping factor makes bass sound punchy and real. Typical damping is around 100. But Kenwood builds amps with a circuit called Sigma Drive which increases damping to more than 200. Suddenly, the bass player is in the back seat.

Or more and better pearl mica in our speakers. Pearl mica makes a woofer cone stiff and solid so it sounds sharp and accurate instead of sloppy. We use better pearl mica (with evenly-shaped crystals that bond tightly together) and as much as is needed (in some cases eight times more). Now the lead guitarist is bouncing off your windshield.

Do not attempt to adjust your stereo. These delusions are perfectly normal with Kenwood. Simply the result of more technical refinements than we can possibly explain here. If this sort of thing frightens you, we invite you to buy some other stereo. But if you are a reasonably stable person who can handle the out-of-body into-the-music where-the-heck-was-I-driving-anyway experience that a Kenwood stereo creates, then welcome.

Funny thing about power. Lots of companies rate maximum power with sound that's distorted by up to 30 percent. We tell you the full-bandwidth power rating, which shows you what you get from a Kenwood deck at less than one percent distortion. This is power that actually makes music. And Kenwood decks have tuners that sense when an FM signal is getting weak, and then get rid of the noise. All in a package with a convenient group of controls that gives you quick access to the features you use the most.



CD and Cassette Receivers

with real power, a real radio,
and controls for the real world.

MASK: a brilliant disguise This is the world's only self-hiding, revolving faceplate. Turn off your ignition and it automatically rolls over to show a blank panel. Turn it on and it rolls back out, good to go. No faceplate to lose. A bigger, easy-to-read display because the CD or cassette opening is behind the faceplate. That leaves more room on the faceplate for a large display. Plus, MASK units have a security code that locks out the crooks who steal stereos. No code, no play. MASK is something only Kenwood could have created.



Optional Color Faceplates: Way beyond basic black Why should faceplates be boring?

No reason we could think of. So we invented the first faceplates that come in colors as vivid as the music that comes out. They're available for units with removable faceplates in Mineral Purple Mica, Carbon Fiber, Ebony, and Landscape Green.

High Voltage Pre-Outs: More power to an optional amplifier If you add an amplifier to your system, you'll get more sound and less noise from a Kenwood stereo with high voltage pre-outs. Here's what Car Audio magazine said about the 4-volt preouts available on Kenwood units: "This is a great feature and amounts to a 100% increase in signal over most other car audio head units. You can't hurt components and you will notice a definite improvement in performance over the regular 2-volt heads."

RDS (Radio Data Service): Read your radio (but watch the road please) A lot of radio stations broadcast more than sound. RDS stations (there are hundreds now, and more every day) also broadcast text. Which you can read right on your radio's display—if you have an RDS-equipped radio, like the KDC-9007 CD Player/Receiver or KRC-903 Cassette Player/Receiver. You'll see stuff like a station's format, call letters, song, album and artist information, time and temperature, contest information, traffic bulletins, and even the current subject of a call-in talk show.

DPX - 410



CD Player/Cassette Receiver with Changer Control

- Maximum Power: 35 Watts x 4
- Full Bandwidth Power: 20 Watts x 4 (less than 1% THD)
- Front and Rear RCA Preouts (1,200 mV)
- Changer Control
- Full-Function 10-Key Remote
- SRS 3-D Sound
- 4-Color Liquid Crystal Display
- 13-Band Spectrum Analyzer
- Disc Naming for Changer and In-Dash CDs

KDC - 9007



CD Player/Receiver with Changer Control

- Maximum Power: 35 Watts x 4
- Full Bandwidth Power: 20 Watts x 4 (less than 1% THD)
- MASK Self-Hiding Revolving Faceplate
- High Voltage Preamp Output (4 V)
- Radio Data System (RDS)
- Changer Control with Disc Naming
- Full-Function 10-Key Remote
- Security Code System

KDC - 7007



CD Player/Receiver with Changer Control

- Maximum Power: 35 Watts x 4
- Full Bandwidth Power: 20 Watts x 4 (less than 1% THD)
- MASK Self-Hiding Revolving Faceplate
- Changer Control with Disc Naming
- 3-Color Liquid Crystal Display
- Security Code System
- Can Be Used With Optional Remote Control

KDC - 5007



CD Player/Receiver with Changer Control

- Maximum Power: 35 Watts x 4
- Full Bandwidth Power: 20 Watts x 4 (less than 1% THD)
- Front and Rear RCA Preouts (1,800 mV)
- Removeable Faceplate with Carrying Case
- Changer Control with Disc Naming
- Full-Function 10-Key Remote
- Optional Color Faceplates Available

KDC - 4007 / C / CP

CD Player/Receiver with Changer Control



- Maximum Power: 35 Watts x 4
- Full Bandwidth Power: 20 Watts x 4 (less than 1% THD)
- Rear RCA Preouts (1,800 mV)
- Removeable Faceplate with Carrying Case
- Changer Control with Disc Naming
- Can Be Used With Optional Remote Control

KDC-4007 has Standard Finish Faceplate

KDC-4007C has Carbon Fiber Finish Faceplate

KDC-4007CP has Mineral Purple Mica Finish Faceplate

KDC - S3007

CD Player/Receiver



- Maximum Power: 30 Watts x 4
- Full Bandwidth Power: 18 Watts x 4 (less than 1% THD)
- Rear RCA Preouts (1,800 mV)
- Removeable Faceplate with Carrying Case
- Optional Color Faceplates Available

KDC - S2007

CD Player/Receiver



- Maximum Power: 30 Watts x 4
- Full Bandwidth Power: 18 Watts x 4 (less than 1% THD)
- Rear RCA Preouts (1,800 mV)

KRC - 903



Cassette Player/Receiver with Changer Control

- Maximum Power: 35 Watts x 4
- Full Bandwidth Power: 20 Watts x 4 (less than 1% THD)
- MASK Self-Hiding Revolving Faceplate
- Radio Data System (RDS)
- Changer Control with Disc Naming
- Full-Function 10-Key Remote
- Security Code System

KRC - 703



Cassette Player/Receiver with Changer Control

- Maximum Power: 35 Watts x 4
- Full Bandwidth Power: 20 Watts x 4 (less than 1% THD)
- MASK Self-Hiding Revolving Faceplate
- Changer Control with Disc Naming
- 3-Color Liquid Crystal Display
- Security Code System
- Can Be Used With Optional Remote Control

KRC - 603C / CP



Cassette Player/Receiver with Changer Control

- Maximum Power: 35 Watts x 4
- Full Bandwidth Power: 20 Watts x 4 (less than 1% THD)
- Changer Control with Disc Naming
- Removeable Faceplate with Carrying Case
- Limited Edition Faceplate Colors
- Full-Function 10-Key Remote

KRC-603C has Carbon Fiber Finish Faceplate

KRC-603CP has Mineral Purple Mica Finish Faceplate

KRC - 403



Cassette Player/Receiver with Changer Control

- Maximum Power: 35 Watts x 4
- Full Bandwidth Power: 20 Watts x 4 (less than 1% THD)
- Front and Rear RCA Preouts (1,800 mV)
- Dolby B Noise Reduction
- Changer Control with Disc Naming
- Removeable Faceplate with Carrying Case
- Optional Color Faceplates Available
- Can Be Used With Optional Remote Control

KRC - S 400



Cassette Player/Receiver with Changer Control

- Maximum Power: 35 Watts x 4
- Full Bandwidth Power: 20 Watts x 4 (less than 1% THD)
- Full Logic Tape Transport with Auto-Reverse
- Rear RCA Preout (1,800 mV)
- Changer Control with Disc Naming
- Removeable Faceplate with Carrying Case
- Optional Color Faceplates Available

KRC - S 300



Cassette Player/Receiver with Changer Control

- Maximum Power: 30 Watts x 4
- Full Bandwidth Power: 18 Watts x 4 (less than 1% THD)
- Rear RCA Preouts (1,800 mV)
- Changer Control
- Removeable Faceplate with Carrying Case
- Optional Color Faceplates Available

KRC - S 200



Cassette Player/Receiver

- Maximum Power: 30 Watts x 4
- Full Bandwidth Power: 18 Watts x 4 (less than 1% THD)
- Rear RCA Preouts (1,800 mV)
- Removeable Faceplate with Carrying Case
- Optional Color Faceplates Available

KRC - S 100



Cassette Player/Receiver

- Maximum Power: 30 Watts x 4
- Full Bandwidth Power: 18 Watts x 4 (less than 1% THD)
- Rear RCA Preouts (1,800 mV)

KRC - 3006

Cassette Player/Receiver with Changer Control



- Maximum Power: 25 Watts x 2 or 15 Watts x 4
- Full Bandwidth Power: 15 Watts x 2 (less than 1% THD)
- Changer Control
- Rear RCA Preout (1,000 mV)
- Dolby B Noise Reduction
- Auto-Reverse Transport

KRC - 2007

Cassette Player/Receiver



- Maximum Power: 25 Watts x 2 or 15 Watts x 4
- Full Bandwidth Power: 15 Watts x 2 (less than 1% THD)
- Rear RCA Preout (1,000 mV)
- Auto-Reverse Transport
- Clock

KRC - 1007

Cassette Player/Receiver



- Maximum Power: 8 Watts x 2 or 6 Watts x 4
- Full Bandwidth Power: 5 Watts x 2 (less than 1% THD)
- RCA Preout (1,000 mV, Non-Fading)
- Auto-Reverse Transport
- Clock

Kenwood changers have a four-point support structure that stops bumps up to five times the force of gravity, so your music won't drop out when you hit a pothole. And a special Kenwood circuit continually adjusts the laser beam to play through dust and scratches, so your CD won't skip even if it isn't in the best condition. They also have a precision digital clock that keeps the signal rock-steady, which stops the jitter that can make music sound harsh.

Multi Disc Changers

that almost never skip



KDC - C 7 1 0

10-Disc CD Changer

- Compatible with All Kenwood Units with Changer Control
- 10-Disc Capacity
- Integrated Quad 1-Bit Digital-to-Analog Converter
- 8-Times Oversampling Digital Filter
- Disc Naming (50 Discs with Compatible Kenwood Unit)



KDC - C 6 6 0

6-Disc CD Changer

- Compatible with All Kenwood Units with Changer Control
- 6-Disc Capacity
- Integrated Quad 1-Bit Digital-to-Analog Converter
- 8-Times Oversampling Digital Filter
- Disc Naming (50 Discs with Compatible Kenwood Unit)



KDC - C 5 6 0

6-Disc CD Changer

- Compatible with All Kenwood Units with Changer Control
- 6-Disc Capacity
- Integrated Quad 1-Bit Digital-to-Analog Converter
- 8-Times Oversampling Digital Filter

KDC - C56FM**CD Changer/Controller Package****Package Includes:**

- KDC-C560 CD Changer
- KCA-R31FM Add-On Changer Controller



Changer Controller Package


KMD - C80**6-Disc MD Changer**

- Compatible with All Kenwood Units with Changer Control
- 6 Disc Capacity
- Digital Anti-Shock with 4 MB Buffer (10 seconds)
- Compact Chassis Expands Installation Possibilities
- Disc Naming (30 Discs with Compatible Kenwood Units)
- Digital Optimum Servo Control

KCA - R41FM**Add-On Changer Controller**

- Also: KCA-R31FM
- Thin Dash-Mount LCD Display with Controls
- Connects to Most Car Audio Systems through FM Tuner
- KCA-R41FM includes Full-Function Remote

In most amps, more than half the power that goes in just makes heat instead of sound, which is only good if you spend a lot of time inside the Arctic circle. Kenwood amps are much more efficient, which means they play louder with less current from the battery. And stay cooler, so they'll last longer. It also means you can get big sound without having to add things like a second battery or a massive alternator.



High-Efficiency Amps

that are louder and cooler.

Sigma Drive: For punchy bass A speaker that vibrates after a signal stops will sound muddy. That's why Kenwood invented Sigma Drive, a special circuit in Kenwood amplifiers that tightly controls the speaker. A feedback loop that goes to the speaker terminals gives the amp the information it needs to damp the speaker. Instead of a damping factor of 100, which is typical of most amps, Kenwood amps with Sigma Drive have a damping factor of 200. You get a punchier bass sound than amps without Sigma Drive. Sigma Drive is something only Kenwood has.

Infrasonic filter: Takes out power-robbing low-frequency grunge You can't hear bass frequencies much below 25 Hz. But a lot of CDs have stuff down there—noise that should have been filtered out by the manufacturer, but wasn't. When an amp gets this digital sludge, it will waste tons of power trying to play notes that aren't even there. Which is why Kenwood amps with an Infrasonic filter can cut out these low-frequency leeches before they make trouble.

Protection circuits: Keep your amp from getting fried Connecting an amp wrong can ruin it. So can running it with too much voltage, or letting it get too hot. That's why Kenwood amps have protection from overcurrent, overvoltage, misconnection and overheating. An indicator light turns green or red to tell you exactly what's going on.

KAC - 927

2-Channel Power Amplifier



- 125 Watts x 2 at 4 ohms
- 200 Watts x 2 at 2 ohms
- 400 Watts Bridged Power Output
- Sigma Drive
- Power MOSFET Switching Power Supply
- Balanced Line Input (Selectable)
- Variable Low-Pass Filter
- Variable High-Pass Filter
- Switchable Infrasonic Filter
- 2-Ohm Stable

KAC - 827

2-Channel Power Amplifier



- 85 Watts x 2 at 4 ohms
- 150 Watts x 2 at 2 ohms
- 300 Watts Bridged Power Output
- Sigma Drive
- Power MOSFET Switching Power Supply
- Balanced Line Input (Selectable)
- Variable Low-Pass Filter
- Variable High-Pass Filter
- Switchable Infrasonic Filter
- 2-Ohm Stable

K A C - 8 4 6



Multi-Channel Power Amplifier

- 4, 3, or 2 Channels of Amplification
- 50 Watts x 4 at 4 ohms
- 75 Watts x 4 at 2 ohms
- 150 Watts x 2 Bridged Power Output
- Power MOSFET Switching Power Supply
- Variable High-Pass/Low-Pass Electronic Crossover for Both A/B Channels
- Tri-Mode Operation (Bridgeable)
- 2-Ohm Stable

K A C - 7 4 6



Multi-Channel Power Amplifier

- 4, 3, or 2 Channels of Amplification
- 35 Watts x 4 at 4 ohms
- 50 Watts x 4 at 2 ohms
- 100 Watts x 2 Bridged Power Output
- Power MOSFET Switching Power Supply
- Variable High-Pass/Low-Pass Electronic Crossover for Both A/B Channels
- Tri-Mode Operation (Bridgeable)

K A C - 6 4 6 X



Multi-Channel Power Amplifier

- 4, 3, or 2 Channels of Amplification
- 25 Watts x 4 at 4 ohms
- 35 Watts x 4 at 2 ohms
- 70 Watts x 2 Bridged Power Output
- Power MOSFET Switching Power Supply
- High-Pass Electronic Crossover for Both A/B Channels
- Tri-Mode Operation (Bridgeable)
- 2-Ohm Stable

K A C - 6 2 6

2-Channel Power Amplifier



- 50 Watts x 2 at 4 ohms
- 75 Watts x 2 at 2 ohms
- 150 Watts Bridged Power Output
- Power MOSFET Switching Power Supply
- High-Pass/Low-Pass Electronic Crossover
- Tri-Mode Operation (Bridgeable)
- 2-Ohm Stable

K A C - 6 0 6

2-Channel Power Amplifier



- 50 Watts x 2 at 4 ohms
- 75 Watts x 2 at 2 ohms
- 150 Watts Bridged Power Output
- Power MOSFET Switching Power Supply
- Low-Pass Electronic Crossover
- Stereo or Mono Operation
- Tri-Mode Operation (Bridgeable)
- 2-Ohm Stable

K A C - 5 2 6

2-Channel Power Amplifier



- 35 Watts x 2 at 4 ohms
- 50 Watts x 2 at 2 ohms
- 100 Watts Bridged Power Output
- Power MOSFET Switching Power Supply
- Stereo or Mono Operation
- Tri-Mode Operation (Bridgeable)
- 2-Ohm Stable

K A C - 7 1 6



Mono-Bass Power Amplifier

- 120 Watts x 1 at 4 ohms
- 160 Watts x 1 at 2 ohms
- Power MOSFET Switching Power Supply
- Variable Low-Pass Filter
- 2-Ohm Stable
- RCA and Speaker-Level Inputs

Signal Processors

K G C - 7 0 4 3



11-Band Equalizer

- Spectrum Analyzer with 6 Display Modes
- Preout for Subwoofer (80 Hz)
- Full DIN-Size Chassis
- 8 Equalization Presets
- EQ Frequencies: 60 Hz, 120 Hz, 250 Hz, 380 Hz, 500 Hz, 750 Hz, 1 kHz, 2 kHz, 4 kHz, 8 kHz, 16 kHz
- Selectable 2-Color Illumination

K G C - 6 0 4 2 A

9-Band or 11-Band Equalizer

- 2 Parametric Bands
- Preout for Subwoofer (Variable Cut-Off Frequency 30 - 150 Hz)
- EQ Frequencies: 40 Hz, 120 Hz, 250 Hz, 500 Hz, 1 kHz, 2 kHz, 4 kHz, 8 kHz, 16 kHz
- Selectable 2-Color Illumination
- 1/2 DIN-Size Slim Chassis

K G C - 4 0 4 2 A

5-Band Equalizer

- Preout for Subwoofer (80 Hz) With Level Control
- 1/4 DIN-Size Super-Compact Chassis
- ± 18 dB Equalization (50 Hz, 200 Hz)
- EQ Frequencies: 50 Hz, 200 Hz, 800 Hz, 3.2 kHz, 12.8 kHz
- Selectable 2-Color Illumination

K G C - 4 0 3 2

9-Band Equalizer/Amplifier

- Total Output Power: 40 Watts
- 1/2 DIN-Size Slim Chassis
- RCA Input and Output
- Preout and Power Fader
- EQ Frequencies: 60 Hz, 120 Hz, 250 Hz, 500 Hz, 1 kHz, 2 kHz, 4 kHz, 8 kHz, 16 kHz

KDS - P110



Digital Signal Processor/Equalizer

- 1/2 DIN-Size Digital Signal Processor/Equalizer
- 4-Band Parametric Digital Equalizer with Manual or Auto Adjustment
- 6 Digital EQ Listening Modes (Loud, Pop, Arena, Vocal, Classical, Off)
- 9-Band Spectrum Analyzer
- Front, Rear, Non-Fading Preouts
- EQ Frequencies: 60 Hz, 120 Hz, 250 Hz, 500 Hz, 1 kHz, 2 kHz, 4 kHz, 8 kHz, 16 kHz

KEC - 600



6-Way Electronic Crossover

- Up to 6-Way Multi-Amp Configuration
- Parametric Equalizer
- Gold-Plated Power Supply Terminals
- Gold-Plated RCA Inputs (Front, Rear, AUX)
- Gold-Plated RCA Outputs (2 Front, 4 Rear)
- Plexiglas™ Cover

KEC - 202

2-Way or 3-Way Electronic Crossover

- 1/2 DIN-Size Chassis
- 2-Way or 3-Way Electronic Crossover

KEC - 101

2-Way Electronic Crossover

- 2-Way Electronic Crossover

No matter what kind of space you have, chances are Kenwood builds a speaker that fits. Which means that whether you just want to replace old speakers with better ones, or design a whole new system, you can get the clear, full sound of genuine Kenwood in the size and shape you need.



Lots of models

make it easy to
move up to Kenwood.

Pearl mica injection-molded polypropylene woofer cones: More pearl mica without the lumps Kenwood pearl mica injection-molded speakers come in a cool

color, but that's just a side effect. Pearl mica makes the cone dense and rigid, so its response is accurate, not sloppy. We put in exactly the amount of pearl mica that's needed for the best sound—in some cases, up to eight times more than other manufacturers. The other guys use lumpy pearl mica and press-form their cones, which creates weak spots. We use even-textured pearl mica and an injection-molding process to create strong, even cones. What you get is precise sound from lows to highs.

Balanced Dome Tweeters: Clear and wide Cone tweeters are clear, but send sound in one direction. Dome tweeters disperse the sound, but aren't as clear. Which is why we make Balanced Dome Tweeters. One of these looks like a cone tweeter with a dome tweeter stuck right in the middle of it. The area of the dome and the area of the cone are precisely matched, so the sound is balanced—clear and wide.

PPTA Film tweeters: They don't wimp out in the heat Heat is bad for tweeters. It makes them expand, and that changes the sound. Which is why we use poly para-phenylene terephthalamide (we just call it PPTA) to make tweeters that stay stable. It also has "higher internal loss and higher propagation speed" than typical tweeter material. Which means that a PPTA tweeter starts working the instant it gets a signal, and stops just as fast. And that keeps highs extremely clean and accurate.

KFC - P 6 0 2



6 1/2" Midrange and 1" Dome Tweeter Component Package

- 6 1/2" Pearl Mica Injection-Molded Polypropylene Midrange Cone
- 1" PPTA Film-Balanced Dome Tweeter
- 150 Watts Power Handling
- In-Line Passive Crossover
- Frequency Response: 35 Hz - 30 kHz

KFC - P 5 0 2



5 1/4" Midrange and 1" Dome Tweeter Component Package

- 5 1/4" Pearl Mica Injection-Molded Polypropylene Midrange Cone
- 1" PPTA Film-Balanced Dome Tweeter
- 150 Watts Power Handling
- In-Line Passive Crossover
- Frequency Response: 40 Hz - 30 kHz

KFC - P 4 0 2



4" Midrange and 1" Dome Tweeter Component Package

- 4" Pearl Mica Injection-Molded Polypropylene Midrange Cone
- 1" PPTA Film-Balanced Dome Tweeter
- 150 Watts Power Handling
- In-Line Passive Crossover
- Frequency Response: 50 Hz - 30 kHz

K F C - 7 1 7 1	7" x 10" 3-Way Speakers
	<ul style="list-style-type: none"> ■ Custom Design Fits Many 6" x 9" Cutouts ■ Injection-Molded Polypropylene Woofer Cone ■ 160 Watts Power Handling ■ Frequency Response: 27 Hz - 26 kHz

K F C - 6 9 8 4	6" x 9" 4-Way Speakers
	<ul style="list-style-type: none"> ■ Injection-Molded Polypropylene Woofer Cone ■ 150 Watts Power Handling ■ Frequency Response: 27 Hz - 26 kHz

K F C - 6 9 7 4	6" x 9" 3-Way Speakers
	<ul style="list-style-type: none"> ■ Injection-Molded Polypropylene Woofer Cone ■ 110 Watts Power Handling ■ Frequency Response: 30 Hz - 26 kHz

K F C - A 6 9 7	6" x 9" 3-Way Speakers
	<ul style="list-style-type: none"> ■ Injection-Molded Polypropylene Woofer Cone ■ 100 Watts Power Handling ■ Frequency Response: 30 Hz - 25 kHz

K F C - 6 9 6 4	6" x 9" 2-Way Speakers
	<ul style="list-style-type: none"> ■ Injection-Molded Polypropylene Woofer Cone ■ 100 Watts Power Handling ■ Frequency Response: 30 Hz - 25 kHz

K F C - 6 9 5 4	6" x 9" Dual Cone Speakers
	<ul style="list-style-type: none"> ■ Injection-Molded Polypropylene Cone ■ 100 Watts Power Handling ■ Frequency Response: 35 Hz - 20 kHz

K F C - 5 7 8 C	5" x 7" 3-Way Speakers
	<ul style="list-style-type: none"> ■ Polypropylene Woofer Cone ■ 120 Watts Power Handling ■ Frequency Response: 40 Hz - 25 kHz


K F C - 5 7 7 0	5" x 7" 2-Way Speakers
K F C - 5 7 7 C	<ul style="list-style-type: none"> ■ Polypropylene Woofer Cone ■ 100 Watts Power Handling ■ Frequency Response: 40 Hz - 23 kHz <p><i>KFC-5770 comes with grilles</i> <i>KFC-577C comes without grilles</i></p>
	


K F C - 4 6 7 5	4" x 6" 2-Way Speakers
K F C - 4 6 7 5 C	<ul style="list-style-type: none"> ■ Injection-Molded Polypropylene Woofer Cone ■ 1" Polyamide Balanced Dome Tweeter ■ 60 Watts Power Handling ■ Frequency Response: 50 Hz - 25 kHz <p><i>KFC-4675 comes with grilles</i></p> <p><i>KFC-4675C comes without grilles</i></p> 
K F C - 4 6 2 5 C	4" x 6" 2-Way Speakers
	<ul style="list-style-type: none"> ■ Injection-Molded Polypropylene Woofer Cone ■ Fits European-Made Cars ■ 60 Watts Power Handling ■ Frequency Response: 50 Hz - 25 kHz
K F C - 4 6 4 5 C	4" x 6" Dual-Cone Speakers
	<ul style="list-style-type: none"> ■ Water-Resistant Cone ■ 60 Watts Power Handling ■ Frequency Response: 50 Hz - 20 kHz 
K F C - 4 1 5 C	4" x 10" 2-Way Speakers
	<ul style="list-style-type: none"> ■ 4" x 10" Injection-Molded Polypropylene Woofer Cone ■ 160 Watts Power Handling ■ Frequency Response: 40 Hz - 25 kHz 

K F C - 1 6 8 5	6" 3-Way Speakers
	<ul style="list-style-type: none"> ■ Injection-Molded Polypropylene Woofer Cone ■ 150 Watts Power Handling ■ Frequency Response: 35 Hz - 27 kHz 
K F C - 1 6 7 5	6" 2-Way Speakers
	<ul style="list-style-type: none"> ■ Injection-Molded Polypropylene Woofer Cone ■ 140 Watts Power Handling ■ Frequency Response: 40 Hz - 25 kHz 
K F C - 1 6 7 X	6" 2-Way Speakers
	<ul style="list-style-type: none"> ■ Injection-Molded Polypropylene Woofer Cone ■ 100 Watts Power Handling ■ Frequency Response: 40 Hz - 25 kHz
K F C - 1 6 6 X	6" 2-Way Speakers
	<ul style="list-style-type: none"> ■ Laminated Polypropylene Woofer Cone ■ 80 Watts Power Handling ■ Frequency Response: 45 Hz - 20 kHz
K F C - 1 6 6 5	6" 2-Way Speakers
	<ul style="list-style-type: none"> ■ Water-Resistant Woofer Cone ■ 80 Watts Power Handling ■ Frequency Response: 45 Hz - 20 kHz

K F C - S 1 6 4 5	6" Dual Cone Speakers
	<ul style="list-style-type: none"> Water-Resistant Woofer Cone 80 Watts Power Handling Frequency Response 45 Hz - 20 kHz


K F C - 1 3 8 5	5" 3-Way Speakers
	<ul style="list-style-type: none"> Injection-Molded Polypropylene Woofer Cone 100 Watts Power Handling Frequency Response: 45 Hz - 27 kHz

K F C - 1 3 7 5	5" 2-Way Speakers
	<ul style="list-style-type: none"> Injection-Molded Polypropylene Woofer Cone 100 Watts Power Handling Frequency Response: 45 Hz - 25 kHz


K F C - 1 3 6 5	5" 2-Way Speakers
	<ul style="list-style-type: none"> Water-Resistant Woofer Cone 80 Watts Power Handling Frequency Response: 50 Hz - 20 kHz


K F C - S 1 3 4 5	5" Dual Cone Speaker
	<ul style="list-style-type: none"> Water-Resistant Cone 80 Watts Power Handling Frequency Response: 55 Hz - 20 kHz


K F C - 1 0 7 5	4" 2-Way Speakers
	<ul style="list-style-type: none"> Injection-Molded Polypropylene Woofer Cone 60 Watts Power Handling Frequency Response: 50 Hz - 25 kHz

K F C - 1 0 6 5	4" 2-Way Speakers
	<ul style="list-style-type: none"> Water-Resistant Woofer Cone 60 Watts Power Handling Frequency Response: 60 Hz - 20 kHz

KFC - S1045	4" Dual Cone Speakers
	<ul style="list-style-type: none"> Water-Resistant Cone 60 Watts Power Handling Frequency Response: 60 Hz - 20 kHz

KFC - 835C	3 1/2" Dash-Mount Dual Cone Speakers
	<ul style="list-style-type: none"> 40 Watts Power Handling Frequency Response: 96 Hz - 20 kHz

KFC - T202	1" PPTA Balanced Dome Tweeter
	<ul style="list-style-type: none"> 2-Way Mounting (Surface/Flush) 150 Watts Power Handling Frequency Response: 4 kHz - 20 kHz In-Line Passive Crossover Included

KFC - ST3	1" PPTA Balanced Add-On Dome Tweeter
	<ul style="list-style-type: none"> 120 Watts Power Handling Frequency Response: 5 kHz - 25 kHz In-Line Passive Crossover Included

KSC - 9903	3-Way Truck Speaker
	<ul style="list-style-type: none"> 10" Woofer, 3 1/2" Midrange, and 2" Tweeter Ported Enclosure with Rugged Metal Grille 300 Watts Power Handling Frequency Response: 40 Hz - 20 kHz




KSC - 8803	2-Way Truck Speaker
	<ul style="list-style-type: none"> 8" Woofer and 2" Tweeter Ported Enclosure with Rugged Metal Grille 200 Watts Power Handling Frequency Response: 50 Hz - 20 kHz

KSC - 7702	3-Way Hatchback Speaker
	<ul style="list-style-type: none"> Ported Enclosure Rugged Metal Grille 200 Watts Power Handling Frequency Response: 30 Hz - 20 kHz

K S C - W A 1 0 0 1	10" Powered Enclosed Subwoofer <ul style="list-style-type: none"> ■ Powered 10" Subwoofer ■ Ported Enclosure ■ 100 Watts Maximum Output Power (50 Watts + 50 Watts) ■ Variable Cut-Off Frequency (80 Hz - 300 Hz) ■ Frequency Response: 18 Hz - 1 kHz
	
K S C - W A 8 0 1	8" Powered Enclosed Subwoofer <ul style="list-style-type: none"> ■ 8" Powered Subwoofer ■ Ported Enclosure ■ 100 Watts Maximum Output Power (50 Watts + 50 Watts) ■ Variable Cut-Off Frequency (80 Hz - 300 Hz) ■ Frequency Response: 20 Hz - 1 kHz
	
K S C - W 1 0 0 0	10" Enclosed Subwoofer <ul style="list-style-type: none"> ■ 10" Subwoofer ■ Ported Enclosure ■ 300 Watts Power Handling ■ Frequency Response: 30 Hz - 1.5 kHz
	

K S C - W 8 0 0	8" Enclosed Subwoofer <ul style="list-style-type: none"> ■ 8" Subwoofer ■ Ported Enclosure ■ 200 Watts Power Handling ■ Frequency Response: 39 Hz - 1.5 kHz
	
K S C - B P 2 1 0	Dual Bandpass Enclosure with 10" Woofers <ul style="list-style-type: none"> ■ Dual Bandpass Enclosure ■ Two Built-in 10" Woofers ■ 300 Watts Power Handling per Enclosure ■ Frequency Response: 26 Hz - 150 Hz
	
K S C - B P 1 1 0	Bandpass Enclosure with 10" Woofer <ul style="list-style-type: none"> ■ Bandpass Enclosure ■ Built-in 10" Woofer ■ 300 Watts Power Handling ■ Frequency Response: 28 Hz - 170 Hz
	

K F C - W 3 0 0 2	12" Woofer
K F C - W 3 0 8 2	<ul style="list-style-type: none"> 500 Watts Power Handling 150 Watts RMS Pearl Mica Injection-Molded Polypropylene Cone Resonance Frequency: 35 Hz <i>KFC-W3002 is 4 ohms</i> <i>KFC-W3082 is 8 ohms</i>
	
K F C - W S 3 0 2	12" Small Enclosure Woofer
	<ul style="list-style-type: none"> 750 Watts Power Handling 250 Watts RMS Pearl Mica Injection-Molded Polypropylene Cone Designed for use in Small Enclosures Resonance Frequency: 21 Hz
K F C - W F 3 0 2	12" Woofer
	<ul style="list-style-type: none"> 500 Watts Power Handling 150 Watts RMS Pearl Mica Injection-Molded Polypropylene Cone Suitable for Ported-Enclosure or Free-Air Installations Resonance Frequency: 38.5 Hz
K F C - W 2 5 0 2	10" Woofer
K F C - W 2 5 8 2	<ul style="list-style-type: none"> 400 Watts Power Handling 120 Watts RMS Pearl Mica Injection-Molded Polypropylene Cone Resonance Frequency: 40 Hz <i>KFC-W2502 is 4 ohms</i> <i>KFC-W2582 is 8 ohms</i>
	

K F C - W S 2 5 2	10" Small Enclosure Woofer
	<ul style="list-style-type: none"> 450 Watts Power Handling 150 Watts RMS Pearl Mica Injection-Molded Polypropylene Cone Designed for use in Small Enclosures Resonance Frequency: 28 Hz
K F C - W F 2 5 2	10" Woofer
	<ul style="list-style-type: none"> 400 Watts Power Handling 120 Watts RMS Pearl Mica Injection-Molded Polypropylene Cone Suitable for Ported-Enclosure or Free-Air Installations Resonance Frequency: 44.2 Hz
K F C - W 2 0 0 2	8" Woofer
	<ul style="list-style-type: none"> 350 Watts Power Handling 100 Watts RMS Heat-Resistant Polyamide Damper Pearl Mica Injection-Molded Polypropylene Cone Resonance Frequency: 45 Hz
K F C - W 1 6 0 2	6" Mid-Woofer
	<ul style="list-style-type: none"> 180 Watts Power Handling 50 Watts RMS Heat-Resistant Polyamide Damper Pearl Mica Injection-Molded Polypropylene Cone Resonance Frequency: 66 Hz



K C A - R 7

Steering Wheel Remote

- 2-Piece Steering Wheel-Mounted Remote Allows Fingertip Control
- Works with any Kenwood CD or Cassette Receiver that can be operated by remote control
- Operates Volume, Source Selection, CD Track Selection, Tape Song Selection, and Radio Station Tuning

K C A - R 6 A

10-Key Remote

- Operates Volume, Source Selection, and Radio Station Tuning of all compatible head units
- Operates Play/Pause, Track and Disc Skip, and Search Functions of CD changers and CD Receivers
- Operates Song Search Functions of Cassette Receivers
- 10-Key Pad Allows Direct CD Track and Radio Station Access, and Alphanumeric Disc and Radio Station Naming with Compatible Units

K C A - M 6 1 2

CD Changer Magazine

- 6-Disc Magazine for KDC-C660, KDC-C560

K C A - M 1 1 2

CD Changer Magazine

- 10-Disc Magazine for KDC-C710

K C A - M D 6 0

Mini-Disc Magazine

- 6-Disc Magazine with Disc-Title Visibility for KMD-C80

K C A - M 1 1 0 / 1 2 0

CD Changer Magazine (Black/Blue)

- 10-Disc Magazine for KDC-C504, C600, C601, C603, C604, C800, C803

K C A - S 2 0 0

2-Changer Switching Unit

- Switches between 2 Kenwood CD or MD Changers connected to a Kenwood In-Dash Unit with

(connecting to an in-dash unit with a square DIN connector requires the CA-SD200 Adapter)

C A - D S 1 0 0

DIN-to-Square Adapter

- Connects CD Changer models earlier than KDC-C602 to 80-Series Cassette/Receivers (KRC-3006, KRC-980, KRC-880, KRC-580, KRC-480, KRC-380) or newer

C A - S D 2 0 0

Square-to-DIN Adapter

- Connects Cassette/Receiver Models earlier than the 80-Series, the KCA-R20 and the KCA-R10 to CD Changers, KDC-C803, KDC-C604, KDC-C603, KDC-C602, KDC-C504

C K - A 7

Amplifier Shell Extension

- For KAC-927, KAC-827

C A - C 2 S H

M/M CD Changer Cable (2 m)

- Round-to-Round, Male-to-Male DIN

C A - C 2 E X

F/M CD Changer Extension Cable (2 m)

- Round-to-Round, Female-to-Male DIN

K B A - 7 0 0

Bi-Directional Balanced Transmission Converter

- Converts unbalanced transmission to balanced transmission and balanced transmission to unbalanced transmission

K B C - 6 0 0

Balanced RCA Cable

- 16-ft twisted-pair cable with RCA connections on each end

K P X - T 1 2 0

Passive Crossover

- For use with Tri-Mode Amplifiers

T D F - S C 1

Faceplate Case

- Soft Carrying Case for TDF Faceplate



CA - 6007FC

Replacement Cosmetic Panel

- Carbon Fiber Finish Panel for KDC-5007, KDC-S3007



CA - 6007FP

Replacement Cosmetic Panel

- Mineral Purple Mica Finish Panel for KDC-5007, KDC-4007, KDC-S3007



CA - 6007SE

Replacement Cosmetic Panel

- Ebony Finish Panel for KDC-5007, KDC-4007, KDC-S3007



CA - 503FC

Replacement Cosmetic Panel

- Carbon Fiber Finish Panel for KRC-403, KRC-S400



CA - 503FP

Replacement Cosmetic Panel

- Mineral Purple Mica Finish Panel for KRC-603C, KRC-403, KRC-S400



CA - 503SE

Replacement Cosmetic Panel

- Ebony Finish Panel for KRC-603C, KRC-403, KRC-S400



CA - S300FP

Replacement Cosmetic Panel

- Mineral Purple Mica Finish Panel for KRC-S300, KRC-S200



CA - S300FB

Replacement Cosmetic Panel

- Landscape Green Finish Panel for KRC-S300, KRC-S200



CA - 663FW

Replacement Cosmetic Panel

- Burlwood Finish Panel for KRC-403, KRC-S400

TDF - 76RCP

Replacement Faceplate

- Theft-Deterrent Faceplate for KRC-603CP

TDF - 76RC

Replacement Faceplate

- Theft-Deterrent Faceplate for KRC-603C

TDF - 76R

Replacement Faceplate

- Theft-Deterrent Faceplate for KRC-403, KRC-S400

TDF - 76D

Replacement Faceplate

- Theft-Deterrent Faceplate for KDC-5007, KDC-4007, KDC-3007, KDC-2007

TDF - 74DCP

Replacement Faceplate

- Theft-Deterrent Faceplate for KDC-4007CP

TDF - 74DC

Replacement Faceplate

- Theft-Deterrent Faceplate for KDC-4007C

TDF - 74R

Replacement Faceplate

- Theft-Deterrent Faceplate for KRC-S300, KRC-S200, KRC-S100

TDF - 69D

Replacement Faceplate

- Faceplate for KDC-PS905, KDC-8005, KDC-7005, KDC-6005

TDF - 67R

Replacement Faceplate

- Faceplate for KRC-702, KRC-602, KRC-502

TDF - 65D

Replacement Faceplate

- Faceplate for KDC-5005, KDC-4005, KDC-3005

TDF - 64R

Replacement Faceplate

- Theft-Deterrent Faceplate for KRC-402, KRC-302, KRC-202

Compact Disc Player/Receivers

Models	DPX-410	KRC-9007	KRC-7007	KDC-5007	KDC-4007	KDC-S3007	KDC-S2007
Features							
Max Power Output (Watts per Channel)	35 x 4	35 x 4	35 x 4	35 x 4	35 x 4	30 x 4	30 x 4
Full Bandwidth Power (<1% THD, Watts per Channel)	20 x 4	20 x 4	20 x 4	20 x 4	20 x 4	18 x 4	18 x 4
RCA Pre-Amp Output Level	1,200 mV	4 V	1,800 mV	1,800 mV	1,800 mV	1,800 mV	1,800 mV
RCA Pre-Amp Outputs	Front/Rear	Front/Rear	Front/Rear	Front/Rear	Rear	Rear	Rear
Total Harmonic Distortion (1 kHz)	0.01%	0.01%	0.01%	0.01%	0.01%	0.01%	0.01%
Signal-to-Noise Ratio	93 dB	93 dB	93 dB	93 dB	93 dB	93 dB	93 dB
Dynamic Range	93 dB	93 dB	93 dB	93 dB	93 dB	93 dB	93 dB
Channel Separation	85 dB	85 dB	85 dB	85 dB	85 dB	85 dB	85 dB
Tuner Section	CR-1	CR-1	CR-1	CR-1	CR-1	CR-1	CR-1
Remote	Included	Included	Optional (KCA-R7 or R6A)	Included	Optional (KCA-R7 or R6A)	None	None
Product Dimensions							
Width	7"	7 ³ / ₁₆ "	7 ³ / ₁₆ "	7 ³ / ₁₆ "	7 ³ / ₁₆ "	7 ³ / ₁₆ "	7 ³ / ₁₆ "
Height	3 ¹⁵ / ₁₆ "	2 ¹ / ₁₆ "	2 ¹ / ₁₆ "	2 ¹ / ₁₆ "	2 ¹ / ₁₆ "	2 ¹ / ₁₆ "	2 ¹ / ₁₆ "
Depth	6 ¹ / ₈ "	6 ¹ / ₂ "	6 ¹ / ₂ "	6 ³ / ₁₆ "	6 ³ / ₁₆ "	6 ³ / ₁₆ "	6 ³ / ₁₆ "

Multiple Disc Changers

Models	KDC-C710	KDC-C660	KDC-C560	KMD-C80
Total Harmonic Distortion (1 kHz)	0.005%	0.005%	0.005%	0.005%
Signal-to-Noise Ratio	94 dB	94 dB	94 dB	94 dB
Dynamic Range	94 dB	94 dB	94 dB	94 dB
Channel Separation	85 dB	85 dB	85 dB	85 dB
Product Dimensions and Weight				
Width	9 ¹³ / ₁₆ "	9 ¹³ / ₁₆ "	9 ¹³ / ₁₆ "	7 ⁷ / ₈ "
Height	3 ³ / ₁₆ "	2 ¹ / ₂ "	2 ¹ / ₂ "	2 ¹⁵ / ₁₆ "
Depth	6 ³ / ₁₆ "	6 ³ / ₁₆ "	6 ³ / ₁₆ "	5 ¹¹ / ₁₆ "
Weight	4.4 lb	4 lb	4 lb	4.4 lb

Tuner Section Specifications for In-dash CD and Cassette Models

CR-1	Tuner Section	ANRC IV	Tuner Section
Usable Sensitivity (0.8 μ V/75 Ohms, S/N = 30 dB)	9.3 dBf	Usable Sensitivity (0.8 μ V/75 Ohm; S/N = 30 dB)	13.2 dBf (1.3 μ V/75 Ohm)
Quieting Sensitivity (1.6 μ V/75 Ohms, S/N = 50 dB)	15.2 dBf	Quieting Sensitivity (1.6 μ V/75 Ohm; S/N = 50 dB)	15.2 dBf
AM Usable Sensitivity (30 μ V)	28 dB μ	AM Usable Sensitivity (30 μ V)	28 dB μ
Signal-to-Noise Ratio	75 dB	Signal-to-Noise Ratio (Mono)	70 dB
Selectivity	80 dB	Selectivity	70 dB
IF Response Ratio	120 dB	IF Response Ratio	120 dB
Stereo Separation (1 kHz)	40 dB	Stereo Separation (1 kHz)	38 dB

Cassette Player/Receivers

Models	DPX-410	KRC-903	KRC-703	KRC-603	KRC-403	KRC-S400	KRC-S300
Features							
Max Power Output (Watts per Channel)	35 x 4	35 x 4	35 x 4	35 x 4	35 x 4	35 x 4	30 x 4
Full Bandwidth Power (<1% THD, Watts per Channel)	20 x 4	20 x 4	20 x 4	20 x 4	20 x 4	20 x 4	18 x 4
RCA Pre-Amp Output Level	1,200 mV	4V (CD Changer Mode)	1,800 mV	1,800 mV	1,800 mV	1,800 mV	1,800 mV
RCA Pre-Amp Outputs	Front/Rear	Front/Rear	Front/Rear	Front/Rear	Rear	Rear	Rear
Mechanism Control	Full Logic	Full Logic	Full Logic	Full Logic	Full Logic	Full Logic	Manual
Dolby B Noise Reduction	Yes	Yes	Yes	Yes	Yes	None	None
Frequency Response (70 µs, ±3 dB)	25 Hz - 22 kHz	30 Hz - 20 kHz	30 Hz - 20 kHz	30 Hz - 18 kHz	30 Hz - 18 kHz	30 Hz - 14 kHz	30 Hz - 14 kHz
Stereo Separation (1 kHz)	40 dB	43 dB	43 dB	43 dB	43 dB	43 dB	43 dB
Signal-to-Noise Ratio:							
Dolby Noise Reduction Off	57 dB	57 dB	57 dB	57 dB	57 dB	54 dB	54 dB
Dolby B Noise Reduction On	65 dB	65 dB	65 dB	65 dB	65 dB	—	—
Tuner Section	CR-1	CR-1	CR-1	CR-1	CR-1	CR-1	CR-1
Remote	Included	Included	Optional (KCA-R7 or R6A)	Included	Optional (KCA-R7 or R6A)	None	None
Product Dimensions							
Width	7"	7 ³ / ₁₆ "	7 ³ / ₁₆ "	7 ³ / ₁₆ "	7 ³ / ₁₆ "	7 ³ / ₁₆ "	7 ³ / ₁₆ "
Height	3 ¹⁵ / ₁₆ "	2 ¹ / ₁₆ "	2 ¹ / ₁₆ "	2 ¹ / ₁₆ "	2 ¹ / ₁₆ "	2 ¹ / ₁₆ "	2 ¹ / ₁₆ "
Depth	6 ¹ / ₈ "	6 ⁵ / ₁₆ "	6 ⁵ / ₁₆ "	6 ¹ / ₁₆ "	6 ¹ / ₁₆ "	6 ¹ / ₁₆ "	6 ¹ / ₁₆ "

Models	KRC-S200	KRC-S100	KRC-3006	KRC-2007	KRC-1007
Features					
Max Power Output (Watts per Channel)	30 x 4	30 x 4	25 x 2/15 x 4	25 x 2/15 x 4	8 x 2/6 x 4
Full Bandwidth Power (<1% THD, Watts per Channel)	18 x 4	18 x 4	15 x 2	15 x 2	5 x 2
RCA Pre-Amp Output Level	1,800 mV	1,800 mV	1,000 mV	1,000 mV	1,000 mV
RCA Pre-Amp Outputs	Rear	Rear	Rear	Rear	Non-Fading
Mechanism Control	Manual	Manual	Manual	Manual	Manual
Dolby B Noise Reduction	None	None	Yes	None	None
Frequency Response (70 µs, ±3 dB)	30 Hz - 14 kHz	30 Hz - 14 kHz	30 Hz - 14 kHz	30 Hz - 14 kHz	30 Hz - 14 kHz
Stereo Separation (1 kHz)	43 dB	43 dB	43 dB	43 dB	43 dB
Signal-to-Noise Ratio:					
Dolby Noise Reduction Off	54 dB	54 dB	54 dB	54 dB	54 dB
Dolby B Noise Reduction On	—	—	62 dB	—	—
Tuner Section	CR-1	CR-1	ANRC IV	ANRC IV	ANRC IV
Remote	None	None	None	None	None
Product Dimensions					
Width	7 ³ / ₁₆ "	7"	7 ¹ / ₁₆ "	7 ¹ / ₁₆ "	7 ¹ / ₁₆ "
Height	2 ¹ / ₁₆ "	2 ¹ / ₁₆ "	1 ¹⁵ / ₁₆ "	1 ¹⁵ / ₁₆ "	1 ¹⁵ / ₁₆ "
Depth	6 ¹ / ₁₆ "	6 ¹ / ₁₆ "	5 ⁵ / ₁₆ "	5 ⁵ / ₁₆ "	5 ¹ / ₈ "

Amplifiers

Models	KAC-927	KAC-827	KAC-846	KAC-746	KAC-646X
Channels of Amplification	2, 1	2, 1	4, 3, 2	4, 3, 2	4, 3, 2
Maximum Output Power (Watts per Channel)	250 x 2	170 x 2	100 x 4	70 x 4	50 x 4
Rated Power (Watts per Channel):					
14.4 V, 4 Ohm (20 Hz - 20 kHz, 0.08% THD)	125 x 2	85 x 2	50 x 4	35 x 4	25 x 4
14.4 V, 2 Ohm (1 kHz, 0.8% THD)	200 x 2	150 x 2	75 x 4	50 x 4	35 x 4
14.4 V, 4 Ohm Bridged (1 kHz, 0.8% THD)	400 x 1	300 x 1	150 x 2	100 x 2	70 x 2
Damping Factor	200	200	>100	>100	>100
Signal-to-Noise Ratio	105 dB	105 dB	100 dB	100 dB	100 dB
Switchable High-Pass	50 - 200 Hz	50 - 200 Hz	50 - 200 Hz	50 - 200 Hz	150 Hz Fixed
Electronic Crossover Filter	12 dB/Oct	12 dB/Oct	12 dB/Oct	12 dB/Oct	
Switchable Low-Pass	50 - 200 Hz	50 - 200 Hz	50 - 200 Hz	50 - 200 Hz	80 Hz Fixed
Electronic Crossover Filter	18 dB/Oct	18 dB/Oct	12 dB/Oct	12 dB/Oct	
Operation Switch	Str/Mono-L/Tr	Str/Mono-L/Tr	Str/Mono, L+R	Str/Mono, L+R	Str/Mono (L)

Product Dimensions and Weight

Width	10 ¹¹ / ₁₆ "	10 ¹¹ / ₁₆ "	11 ⁷ / ₁₆ "	11 ⁷ / ₁₆ "	8 ⁵ / ₈ "
Height	2 ⁵ / ₁₆ "	2 ⁵ / ₁₆ "	2 ¹ / ₁₆ "	2 ¹ / ₁₆ "	1 ¹⁵ / ₁₆ "
Depth	11 ¹³ / ₁₆ "	10 ⁵ / ₈ "	11"	9"	9 ⁷ / ₈ "
Weight	10.8 lb	9.4 lb	9.4 lb	6.6 lb	5.5 lb

Models	KAC-626	KAC-606	KAC-526	KAC-716
Channels of Amplification	2, 1	2, 1	2, 1	1
Maximum Output Power (Watts per Channel)	100 x 2	100 x 2	70 x 2	240 x 1
Rated Power (Watts per Channel):				
14.4 V, 4 Ohm (20 Hz - 20 kHz, 0.08% THD)	50 x 2	50 x 2	35 x 2 (0.8% THD)	120 x 1 (1 kHz)
14.4 V, 2 Ohm (1 kHz, 0.8% THD)	75 x 2	75 x 2	50 x 2	
14.4 V, 4 Ohm Bridged (1 kHz, 0.8% THD)	150 x 1	150 x 1	100 x 1	160 x 1 (100 Hz)
Damping Factor	>100	>100	>100	>100
Signal-to-Noise Ratio	100 dB	100 dB	100 dB	100 dB
Switchable High-Pass	150 Hz Fixed	None	None	None
Electronic Crossover Filter				
Switchable Low-Pass	80 Hz Fixed	80 Hz Fixed	None	30 - 200 Hz
Electronic Crossover Filter				Non-Defeatable
Operation Switch	Str/Mono, L+R	Str/Mono	Str/Mono	

Product Dimensions and Weight

Width	8 ⁵ / ₈ "	8 ⁵ / ₈ "	8 ⁵ / ₈ "	11 ⁷ / ₁₆ "
Height	2"	2"	2"	2 ¹ / ₁₆ "
Depth	9"	9"	6 ¹¹ / ₁₆ "	6 ¹¹ / ₁₆ "
Weight	4 lb	4 lb	2.9 lb	5.1 lb

Component Speakers

Models	KFC-P602	KFC-P502	KFC-P402	KFC-T202	KFC-ST3
Type	Package	Package	Package	Tweeter	Tweeter
Woofers					
Midrange	6 1/2"	5 1/4"	4"		
Tweeter	1"	1"	1"	1"	1 3/16"
Super Tweeter					
Power Handling	150 Watts (system)	150 Watts (system)	150 Watts (system)	150 Watts	120 Watts
Sensitivity (1w/1m)	90 dB	90 dB	90 dB	90 dB	90 dB
Frequency Response	35 Hz - 30 kHz	40 Hz - 30 kHz	50 Hz - 30 kHz	4 kHz - 20 kHz	5 kHz - 25 kHz
Woofers Magnet Weight	8.1 oz	8.1 oz	8.1 oz		
Tweeter Magnet Weight	0.16 oz	0.16 oz	0.16 oz	0.4 oz	0.3 oz
Mounting Depth	2 1/8"	1 7/8"	1 13/16"		

7" x 10" and 6" x 9" Speakers

Models	KFC-7171	KFC-6984	KFC-6974	KFC-A697	KFC-6964	KFC-6954
Type	3-Way, 3-Speaker	4-Way, 4-Speaker	3-Way, 3-Speaker	3-Way, 3-Speaker	2-Way, 2-Speaker	Dual Cone
Woofers	7" x 10"	6" x 9"	6" x 9"	6" x 9"	6" x 9"	6" x 9"
Midrange	2 3/4"	2 3/4"	2 3/4"			
Tweeter	1 3/16"	1"	1 3/16"	2 3/4"	2 3/4"	
Super Tweeter		1 3/16"		1 3/16"		
Power Handling	160 Watts	150 Watts	110 Watts	100 Watts	100 Watts	100 Watts
Sensitivity (1w/1m)	92 dB	93 dB	93 dB	92 dB	92 dB	92 dB
Frequency Response	27 Hz - 26 kHz	28 Hz - 27 kHz	30 Hz - 26 kHz	30 Hz - 25 kHz	30 Hz - 25 kHz	35 Hz - 20 kHz
Woofers Magnet Weight	12 oz	12 oz	10 oz	8.2 oz	8.2 oz	8.2 oz
Tweeter Magnet Weight						
Mounting Depth	3 1/4"	3 17/64"	3 1/16"	2 31/32"	2 31/32"	2 31/32"

5" x 7", 4" x 6" and 4" x 10" Speakers

Models	KFC-578C	KFC-5770/577C	KFC-4675/4675C	KFC-4625C	KFC-4645C	KFC-415C
Type	3-Way, 3-Speaker	2-Way, 2-Speaker	2-Way, 2-Speaker	2-Way, 2-Speaker	Dual Cone	2-Way, 2-Speaker
Woofers	5" x 7"	5" x 7"	4" x 6"	4" x 6"	4" x 6"	4" x 10"
Midrange						
Tweeter	2 1/16"	1 5/8"	1"	1"		2 3/8"
Super Tweeter	1 3/16"					
Power Handling	120 Watts	100 Watts	60 Watts	60 Watts	60 Watts	160 Watts
Sensitivity (1w/1m)	91 dB	91 dB	90 dB	90 dB	90 dB	91 dB
Frequency Response	40 Hz - 25 kHz	40 Hz - 23 kHz	50 Hz - 25 kHz	50 Hz - 25 kHz	50 Hz - 20 kHz	40 Hz - 25 kHz
Woofers Magnet Weight	6.5 oz	6.5 oz	2.9 oz	2.9 oz	3.1 oz	8.2 oz
Tweeter Magnet Weight						
Mounting Depth	2 1/16"	2 1/16"	1 5/8"	1 11/16"	1 5/8"	2 1/16"

6" Speakers

Models	KFC-1685	KFC-1675	KFC-167X	KFC-166X	KFC-1665	KFC-S1645
Type	3-Way, 3-Speaker	2-Way, 2-Speaker	2-Way, 2-Speaker	2-Way, 2-Speaker	2-Way, 2-Speaker	Dual Cone
Woofers	6"	6"	6"	6"	6"	6"
Midrange	1 $\frac{3}{16}$ "					
Tweeter	$\frac{1}{2}$ "	1 $\frac{3}{16}$ "	1 $\frac{3}{16}$ "	1 $\frac{3}{16}$ "	1 $\frac{3}{8}$ "	
Super Tweeter						
Power Handling	150 Watts	140 Watts	100 Watts	80 Watts	60 Watts	100 Watts
Sensitivity (1w/1m)	92 dB	92 dB	92 dB	91 dB	90 dB	91 dB
Frequency Response	35 Hz - 27 kHz	40 Hz - 25 kHz	40 Hz - 25 kHz	45 Hz - 20 kHz	60 Hz - 20 kHz	45 Hz - 20 kHz
Woofers Magnet Weight	8.1 oz	7.9 oz	6.5 oz	5.5 oz	3.6 oz	5.5 oz
Tweeter Magnet Weight						
Mounting Depth	1 $\frac{15}{16}$ "	1 $\frac{3}{4}$ "	1 $\frac{3}{4}$ "	1 $\frac{3}{4}$ "	1 $\frac{5}{8}$ "	1 $\frac{11}{16}$ "

5" Speakers

Models	KFC-1385	KFC-1375	KFC-1365	KFC-S1345
Type	3-Way, 3-Speaker	2-Way, 2-Speaker	2-Way, 2-Speaker	Dual Cone
Woofers	5"	5"	5"	5"
Midrange	1"			
Tweeter	$\frac{3}{8}$ "	1"	1 $\frac{3}{8}$ "	
Super Tweeter				
Power Handling	100 Watts	100 Watts	80 Watts	80 Watts
Sensitivity (1w/1m)	91 dB	91 dB	91 dB	91 dB
Frequency Response	45 Hz - 27 kHz	45 Hz - 25 kHz	50 Hz - 20 kHz	55 Hz - 20 kHz
Woofers Magnet Weight	6.5 oz	5.5 oz	5.5 oz	4.5 oz
Tweeter Magnet Weight				
Mounting Depth	1 $\frac{13}{16}$ "	1 $\frac{11}{16}$ "	1 $\frac{3}{4}$ "	1 $\frac{3}{4}$ "

4" Speakers and 3 $\frac{1}{2}$ " Speakers

Models	KFC-1075	KFC-1065	KFC-S1045	KFC-835C
Type	2-Way, 2-Speaker	2-Way, 2-Speaker	Dual Cone	Dual Cone
Woofers	4"	4"	4"	3 $\frac{1}{2}$ "
Midrange				
Tweeter	1"	1 $\frac{3}{8}$ "		
Super Tweeter				
Power Handling	60 Watts	60 Watts	60 Watts	40 Watts
Sensitivity (1w/1m)	90 dB	90 dB	90 dB	89 dB
Frequency Response	50 Hz - 25 kHz	60 Hz - 20 kHz	60 Hz - 20 kHz	96 Hz - 20 kHz
Woofers Magnet Weight	4.5 oz	3.6 oz	4.5 oz	5.6 oz
Tweeter Magnet Weight				
Mounting Depth	1 $\frac{11}{16}$ "	1 $\frac{5}{8}$ "	1 $\frac{5}{8}$ "	1 $\frac{1}{2}$ "

Full-Range Truck/Hatchback Speakers

Models	KSC-9903	KSC-8803	KSC-7702
Features			
Type	3-Way Truck	2-Way Truck	3-Way Hatchback
Woofer	10"	8"	10" (2)
Midrange	3 1/2"		3 1/2" (2)
Tweeter	2"	2"	2" (2)
Super Tweeter			
Maximum Output			
Rated Output			
Power Handling	300 Watts	200 Watts	300 Watts
Sensitivity (1w/1m)	90 dB	90 dB	90 dB
Frequency Response	40 Hz - 20 kHz	50 Hz - 20 kHz	30 Hz - 20 kHz
Magnet Weight			
Product Dimensions and Weight			
Width	19 7/8"	18 1/4"	31 7/8"
Height	14 1/8"	14 1/8"	11 7/16"
Depth	6 1/4"	6 1/4"	18 1/8"
Weight	18.7 lb	14.1 lb	41.2 lb

Enclosed Woofers

Models	KSC-WA1001	KSC-W1000	KSC-WA801	KSC-W800	KSC-BP210	KSC-BP110
Features						
Type	Powered Subwoofer	Subwoofer	Powered Subwoofer	Subwoofer	Dual Bandpass	Bandpass
Woofer	10"	10"	8"	8"	10" (2)	10"
Midrange						
Tweeter						
Super Tweeter						
Maximum Output	50 + 50 Watts		50 + 50 Watts			
Rated Output	30 + 30 Watts		30 + 30 Watts			
Power Handling		300 Watts		200 Watts	300 Watts (ea)	200 Watts
Sensitivity (1w/1m; Outside/Inside vehicle)		88 dB/106 dB		84 dB/102 dB	88 dB/108 dB	87 dB/106 dB
Frequency Response	18 Hz - 1 kHz	30 Hz - 1.5 kHz	20 Hz - 1 kHz	39 Hz - 1.5 kHz	26 Hz - 150 Hz	28 Hz - 170 Hz
Magnet Weight	24.8 oz	24.8 oz	20 oz	11.6 oz	20 oz (ea)	20 oz
Product Dimensions and Weight						
Width	12 1/16"	12 1/16"	9 7/8"	9 7/8"	31 7/8"	22"
Height	12 11/16"	12 1/16"	10 1/2"	10 1/2"	14 3/16"	13"
Depth	19"	18 5/16"	16 3/4"	15 3/4"	13 3/4"	7 7/8"
Weight	18.3 lb	17.2 lb	15 lb	12.8 lb	62.2 lb	27.6 lb

12" Woofers

Models	KFC-W3082	KFC-W3002	KFC-WS302	KFC-WF302
Cone Diameter	12"	12"	12"	12"
Recommended Enclosure Type	Ported	Ported	Sealed (Small Volume)	Ported/Free-Air
Nominal Impedance (Z)	8 Ohms	4 Ohms	4 Ohms	4 Ohms
Frequency Response	18 Hz - 4 kHz	18 Hz - 4 kHz	18 Hz - 3 kHz	18 Hz - 4 kHz
Mounting Depth	5 ⁵ / ₁₆ "	5 ⁵ / ₁₆ "	5 ¹ / ₂ "	5 ⁵ / ₁₆ "
Power Handling	500 Watts	500 Watts	750 Watts	500 Watts
RMS Power Handling	150 Watts	150 Watts	250 Watts	150 Watts
Sensitivity (1w/1m)	93 dB	93 dB	93 dB	93 dB
D.C. Resistance (Re)	7 Ohms	3.6 Ohms	3.6 Ohms	3.6 Ohms
Resonant Frequency (Fso)	34.8 Hz	35 Hz	21 Hz	38.5 Hz
Mechanical Q Factor (Qms)	9.5	10.3	4.8	11.13
Electrical Q Factor (Qes)	0.65	0.63	0.22	0.69
Total Q Factor (Qts)	0.61	0.59	0.21	0.65
Volume Acoustic Compliance (Vas)	2.13 Cu Ft 60.4 Liter	1.9 Cu Ft 53.8 Liter	7.37 Cu Ft 209 Liter	1.76 Cu Ft 49.8 Liter
Voice Coil Diameter (d)	2.6"	2.6"	2.6"	2.6"
Weight of Magnet (M)	43 oz	43 oz	64.1 oz	43 oz
Peak Excursion (Xmax)	0.11"	0.11"	0.16"	0.11"
Recommended Enclosure Volume* (Cu Ft)	1.6	1.6	0.88	2
Recommended Port Diameter (In.)	3	3	Sealed Enclosure	3
Recommended Port Length (In.)	6	6	Sealed Enclosure	4

* Includes speaker and port displacement, see your dealer for other applications

10", 8" and 6¹/₂" Woofers

Models	KFC-W2582	KFC-W2502	KFC-WS252	KFC-WF252	KFC-W2002	KFC-W1602
Cone Diameter	10"	10"	10"	10"	8"	6 ¹ / ₂ "
Recommended Enclosure Type	Ported	Ported	Sealed (Small Volume)	Ported/Free-Air	Ported	Ported
Nominal Impedance (Z)	8 Ohms	4 Ohms	4 Ohms	4 Ohms	4 Ohms	4 Ohms
Frequency Response	18 Hz - 3.5 kHz	18 Hz - 3.5 kHz	18 Hz - 3 kHz	18 Hz - 3.5 kHz	20 Hz - 6 kHz	30 Hz - 7 kHz
Mounting Depth	4 ⁵ / ₁₆ "	4 ⁵ / ₁₆ "	4 ⁵ / ₁₆ "	4 ⁵ / ₁₆ "	3 ⁷ / ₈ "	2 ⁵ / ₁₆ "
Power Handling	400 Watts	400 Watts	450 Watts	400 Watts	350 Watts	180 Watts
RMS Power Handling	120 Watts	120 Watts	150 Watts	120 Watts	100 Watts	50 Watts
Sensitivity (1w/1m)	91 dB	91 dB	91 dB	91 dB	91 dB	90 dB
D.C. Resistance (Re)	6.5 Ohms	3.3 Ohms	3.3 Ohms	3.3 Ohms	3.2 Ohms	3.2 Ohms
Resonant Frequency (Fso)	40 Hz	39.8 Hz	28 Hz	44.2 Hz	45 Hz	66 Hz
Mechanical Q Factor (Qms)	9.09	7.8	3.59	8.81	8.0	9.43
Electrical Q Factor (Qes)	0.55	0.55	0.36	0.59	0.63	0.52
Total Q Factor (Qts)	0.52	0.51	0.33	0.55	0.59	0.49
Volume Acoustic Compliance (Vas)	1.53 Cu Ft 43.3 Liter	1.58 Cu Ft 44.9 Liter	2.65 Cu Ft 75.2 Liter	1.47 Cu Ft 41.6 Liter	0.71 Cu Ft 20 Liters	0.30 Cu Ft 8.59 Liters
Voice Coil Diameter (d)	2"	2"	2"	2"	2"	1.2"
Weight of Magnet (M)	26.1 oz	26.1 oz	29.9 oz	26.1 oz	20.46 oz	11.6 oz
Peak Excursion (Xmax)	0.2"	0.33"	0.2"	0.32"	0.13"	0.05"
Recommended Enclosure Volume* (Cu Ft)	1.2	1.2	0.66	1.5	0.56	Free Air
Recommended Port Diameter (In.)	3	3	Sealed Enclosure	3	2	-
Recommended Port Length (In.)	5	5	Sealed Enclosure	4	6	-

* Includes speaker and port displacement, see your dealer for other applications

Kenwood follows a policy of continuous product improvement. Therefore, the information and specifications contained in this brochure are subject to change without notice.



Custom-build your own

car audio system
on our Web site.

On our Web site (www.kenwoodusa.com) it's easy to find out everything you need to know about Kenwood car products. In the Catalog section, you'll find a complete listing of features and specifications for every unit.

And coming soon will be a nifty little program in the Garage section that we call Learn, Build, Buy.

You'll learn about what it takes to make a great car stereo, be able to build a system on-screen that's custom-matched to your car's exact make and model, and then find out where you can buy the system—even print out a map to your local dealer!

Kenwood USA Corporation


PO Box 22745

2201 East Dominguez Street

Long Beach, CA 90801-5745

For the dealer nearest you,
please call 1.800.KENWOOD

www.kenwoodusa.com



KENWOOD